

PoolCop Evolution



CATALOGUE 2024
SPARE PARTS
WITHOUT PRICES

PoolCop Evolution



POOLCOP EVOLUTION - Exploded views

Click on the images to open the PDF

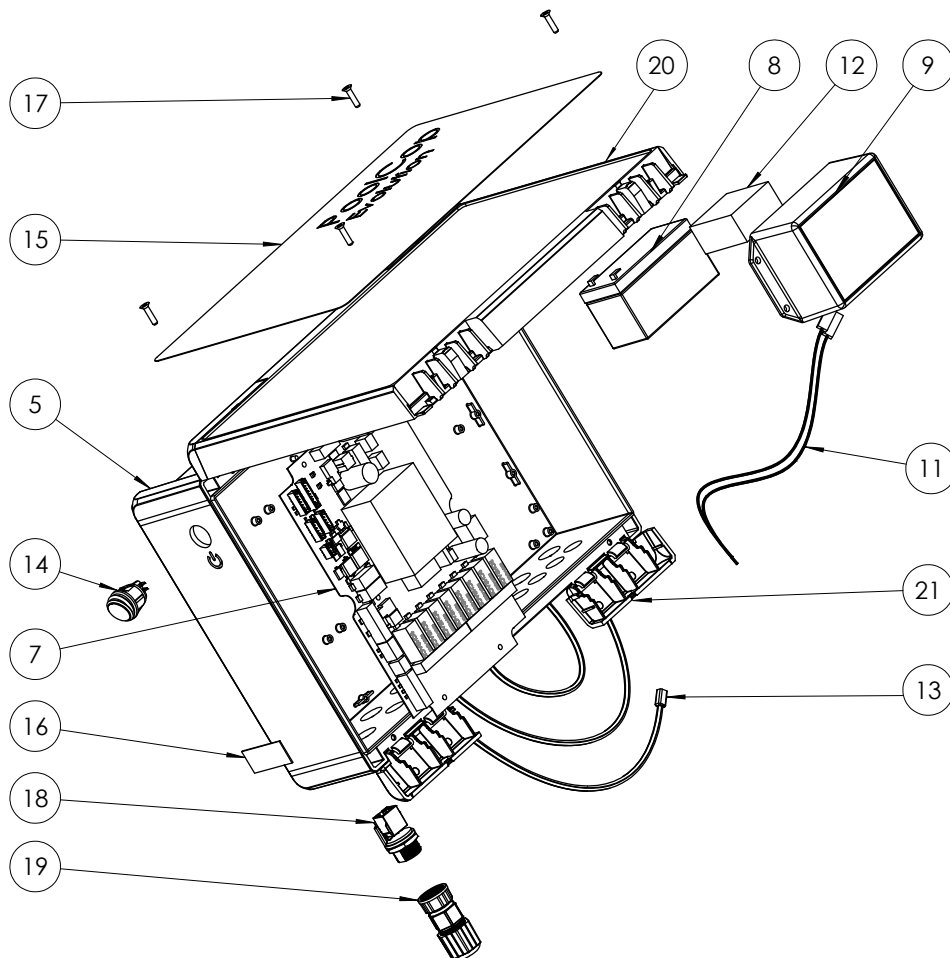


DIAGRAM 1 - Control Connection Unit

POOLCOP EVOLUTION - Exploded views

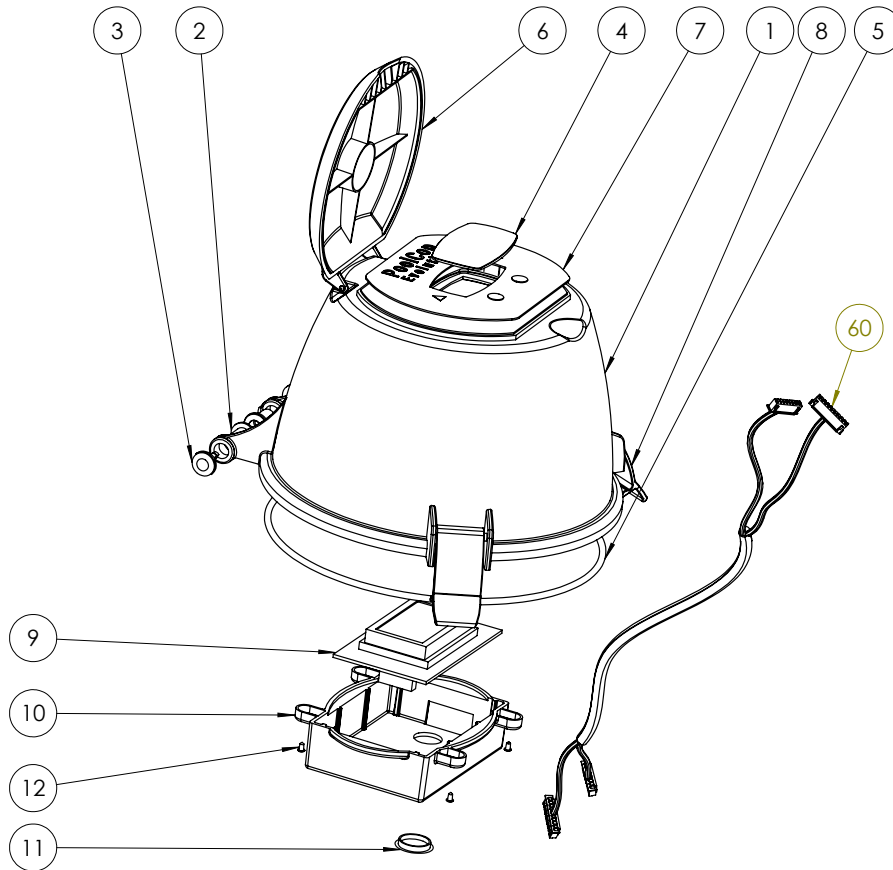


DIAGRAM 2 - VDU Upper Part

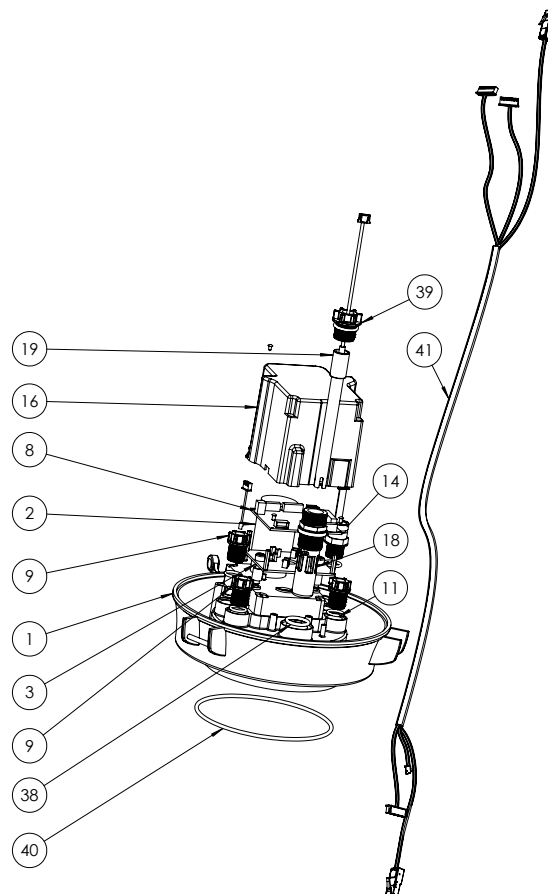


DIAGRAM 3 - VDU Lower Part

POOLCOP EVOLUTION - Exploded views

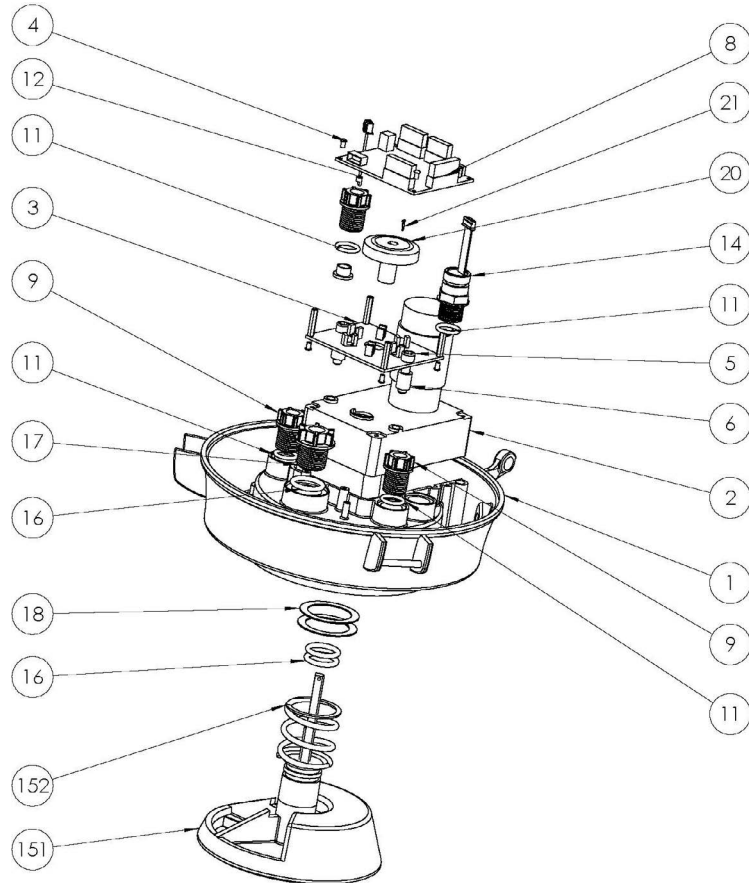


DIAGRAM 4 - VDU Lower Part 1.5"

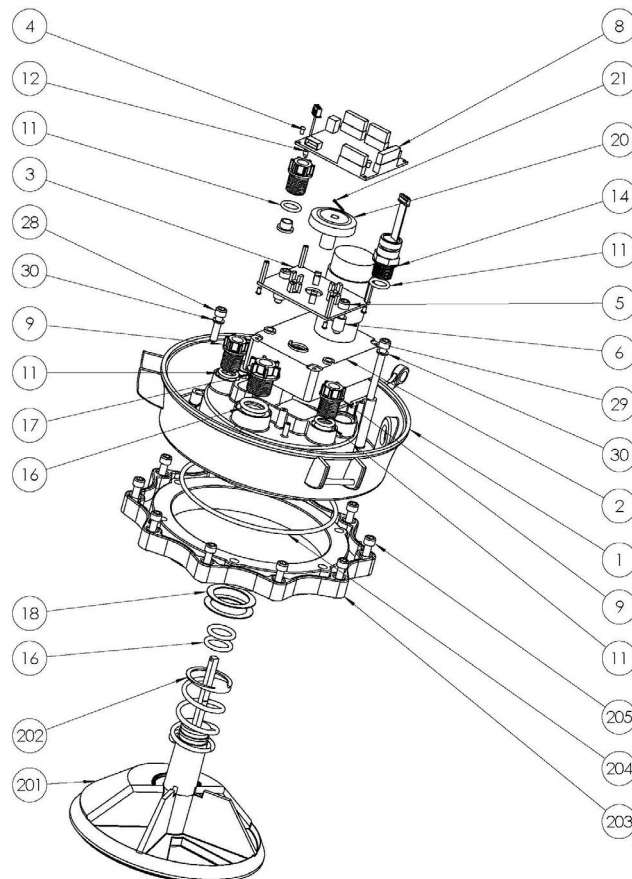


DIAGRAM 5 - VDU Lower Part 2.0"

POOLCOP EVOLUTION - Exploded views

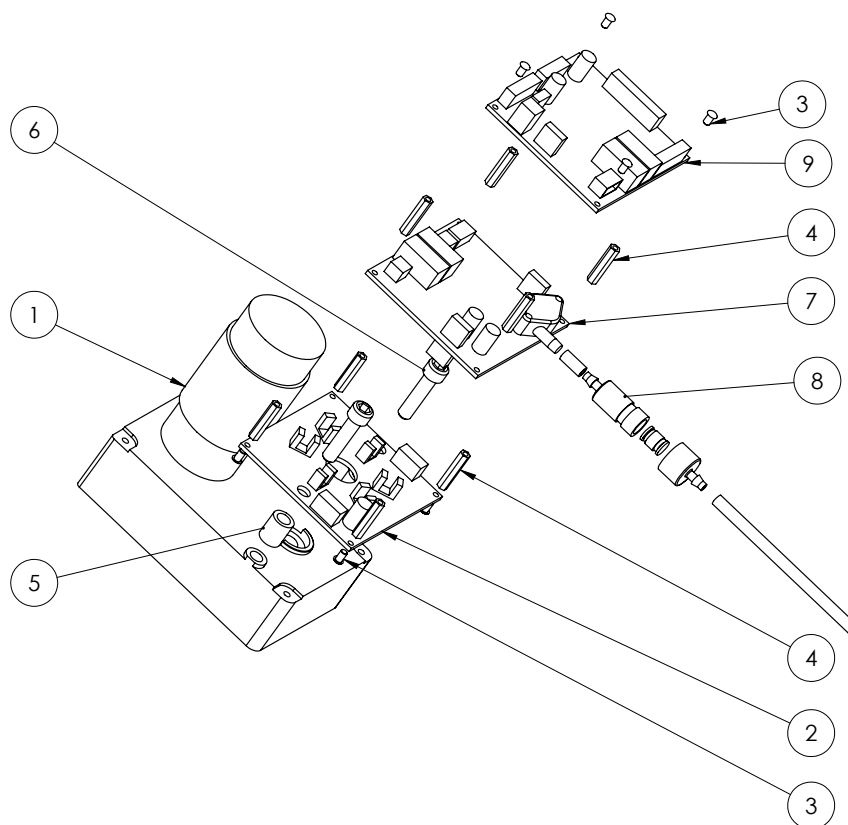


DIAGRAM 6 - VDU Mezzanine Version 3

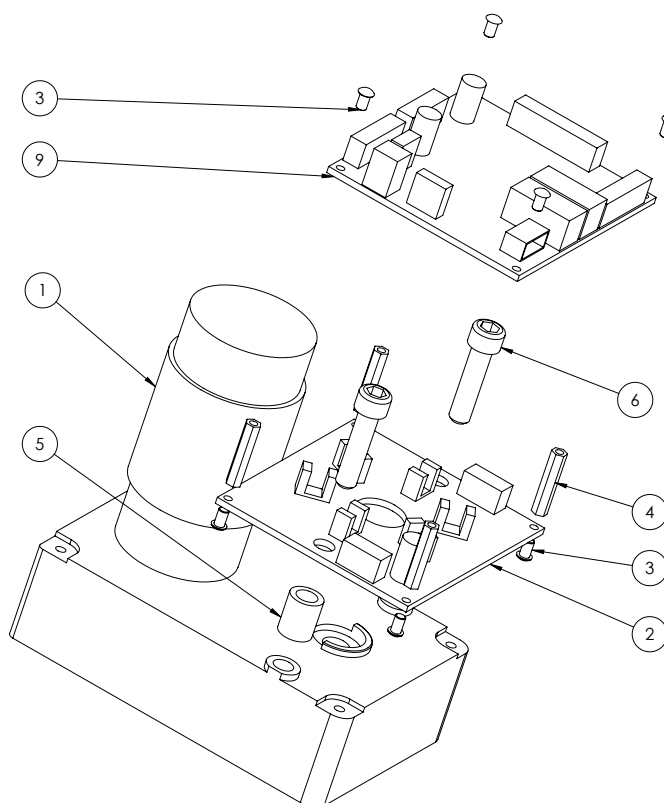


DIAGRAM 7 - VDU Mezzanine Version 2

POOLCOP EVOLUTION - Exploded views

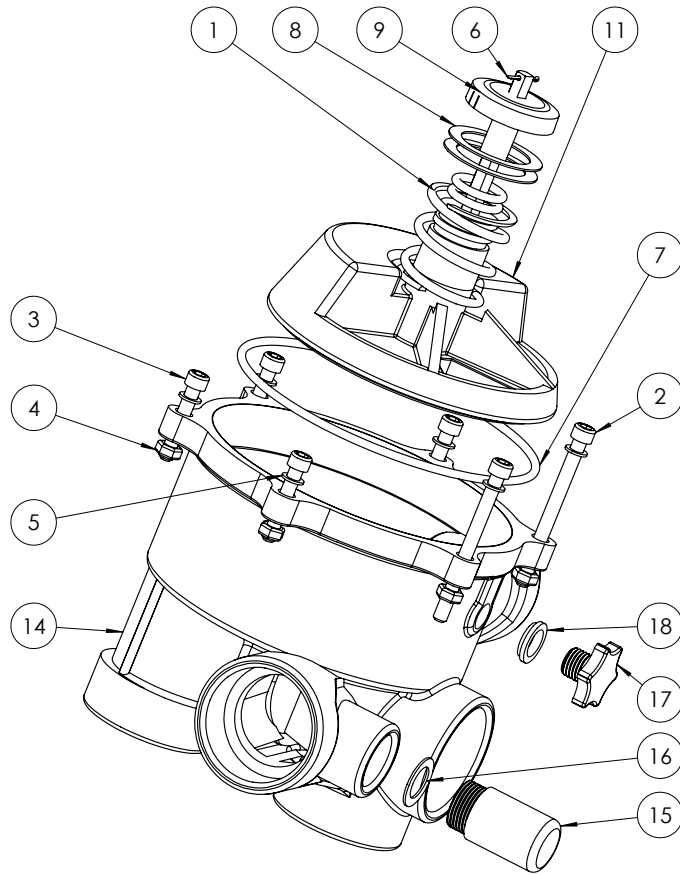


DIAGRAM 8 - Valve 1.5"

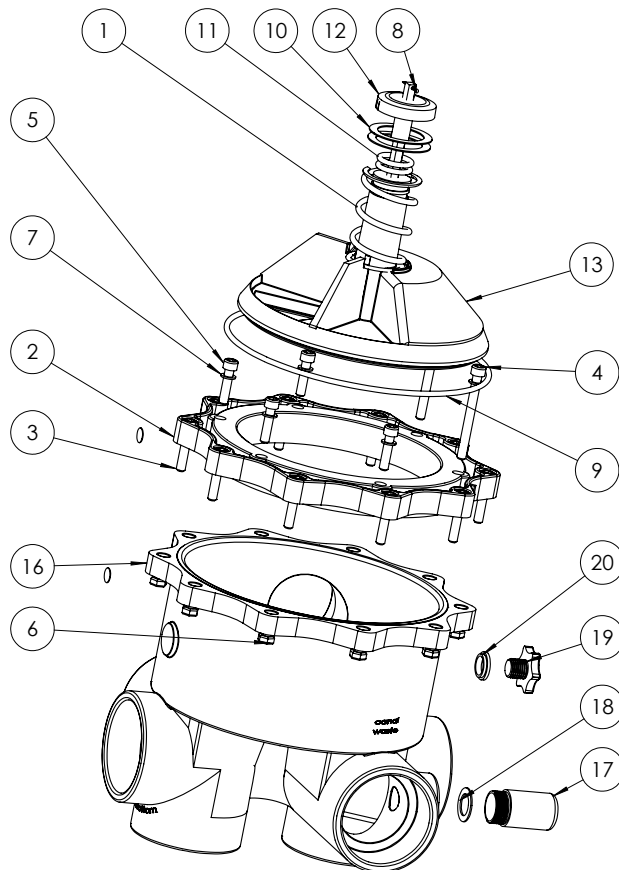










































DIAGRAM 9 - Valve 2.0"





















| Code | Designation | Part Image | Diag - Ref. |
|--------------------------------------|--------------------------------------------------------------|---------------------------------------------------------------------------------------|------------------------------------|
| Maintenance & Consumables | | | |
| PC1207 | Diffuser Replacement Kit 1.5" |  | DIAG 8: 6, 7, 8, 9, 11, 19 |
| PC1208 | Diffuser Replacement Kit 2.0" |  | DIAG 9: 8, 9, 10, 11, 12, 13 |
| AC5230 | Silicone Grease Tube |  | - |
| CO2202 | Battery 12V VRLA FR |  | DIAG 1: 8 |
| PC1211 | Manual Reversion Valve 1.5" SG |  | - |
| PC1212 | Manual Reversion Valve 2.0" SG |  | - |
| FUS003 | Spare Fuses 315mA for 120VAC CCU & DCCU (10pcs) |  | - |
| FUS004 | Spare Fuses 125mA for 230VAC PSU & CCU (before 2021) (10pcs) |  | - |
| FUS006 | Spare Fuses 5A Slow Blow for CCU & DCCU (10pcs) |  | - |
| AC5219 | PVC Gel Aqua Glue |  | - |
| BO1215 | Valve Housing Kit 1.5" |  | DIAG 8: 14, 15, 16, 17, 18 |
| BO1220 | Valve Housing Kit 2.0" |  | DIAG 9: 16, 17, 18, 19, 20 |
| CF2000.01 | 2.0" Adapter with 6 x inserts and o-rings |  | DIAG 9: 2 |
| JT1001 | O-Ring Kit (for sensor and plugs) |  | DIAG 3: 11, 38, 40 |
| JT0005 | O-Ring VDU Cover |  | DIAG 2: 5 |
| JT0001 | O-Ring VDU Base |  | DIAG 8: 7 |
| JT0003 | O-Ring Adapter 2.0" |  | - |
| AC5220 | Screws & Bolts Kit 1.5" |  | - |
| AC5221 | Screws & Bolts Kit 2.0" |  | - |
| AC5222 | Pack of 10 pH+ORP Sensor Cleaning Tools |  | - |








| Code | Designation | Part Image | Diag - Ref. |
|------------------------------------|---------------------------------------------------------------|----------------------------------------------------------------------------------------------------------------------------------------|----------------------------------------------|
| SO4917 | pH+ORP Sensor Wetting Bottle |  | - |
| AC5216 | Allen Key 5mm Spherical Head |  | - |
| AC5266 | Packaging Kit PoolCop Evolution 1.5" |  | - |
| AC5265 | Packaging Kit PoolCop Evolution 2.0" |  | - |
| Parts : PoolCop Evolution - | | | |
| UF-VDU15-D2 | VDU PoolCop Evolution 1.5" (UF version) without valve housing |  | - |
| UF-VDU20-D2 | VDU PoolCop Evolution 2.0" (UF version) without valve housing |  | - |
| CF1210.29 | Datalink Cable VDU |  | - |
| CF1221-D2 | VDU Cover with Keypad Evolution (EU) |  | DIAG 2: 1, 2, 3, 4, 5, 6, 7, 8 |
| UF1220.99-C | Replacement PCB Micro Kit PoolCop Evolution (UF version) |  | DIAG 2: 8, 9, 10, 11, 12 |
| UF1300-C | PoolCop Evolution Upgrade to UF |  | - |
| CF1218 | PCB Connection Kit SE Data |  | DIAG 7: 3, 9 |
| CF1215.99 | Replacement PCB Pickup Kit |  | DIAG 7: 2, 3, 4 |
| CF1224 | Pressure Sensor Kit, cable 0.2m |  | DIAG 5: 11, 14 |
| CF1210.19 | Water Temperature Sensor Kit, cable 0.2m |  | DIAG 4: 11, 12 |
| EV3200 | PoolCop Evolution Pressure Sensor Upgrade Kit |  | DIAG 3: 1, 3, 8, 9, 11, 14, 16, 38, 40 |
| SOK4922 | SE Upgrade Kit (pH+ORP Pt) |  | - |
| SOK4923 | SE Upgrade Kit (pH+ORP Au) |  | - |
| CF1220.23 | Connection Cable PoolCop Evolution |  | DIAG 2: 60 |
| CF1210.16 | Positioning Disk Black |  | DIAG 8: 9 |
| CF1210.12 | Electronics Cover |  | DIAG 3: 16 |

| Code | Designation | Part Image | Diag - Ref. |
|--------------|--------------------------------------------------|---------------------------------------------------------------------------------------|--------------------------|
| CF1210.03 | Motor Unit |  | DIAG 7: 1 |
| CF1210.31 | Base VDU |  | DIAG 3: 1 |
| CF1221.02-C | Main Unit Display Lid CRYSTAL |  | DIAG 2: 6 |
| CF1221.90-D2 | VDU Accessories Kit - EVO |  | DIAG 2: 2, 3, 8 |
| AC5223 | Blanking Plugs Kit for VDU or Flow Cell |  | DIAG 5: 9, 11, 16, 17 |
| CF1212 | pH+ORP Sensor Housing Kit |  | DIAG 3: 18, 38 |
| CF1213 | Fastening Kit for pH+ORP Sensor |  | - |
| UF1100-D2 | Control Connection Unit CCU (UF version) |  | DIAG 1: ALL |
| CF1145-D | Faceplate for Evolution CCU |  | DIAG 1: 15, 20 |
| CF1151 | PCB Power Supply Kit PCB103 (including fuses) EU |  | DIAG 1: 7 |
| CN1042 | Pluggable Terminal Blocks Kit CCU & DCCU |  | - |
| CF1100.23 | Air Temperature Sensor, cable 4.5m |  | - |
| CF1140.98 | Panel Mount Socket Kit RJ45 IP68 |  | DIAG 1: 18, 19 |
| CF1142 | Hinges for CCU & DCCU |  | DIAG 1: 21 |
| CF1114 | Switch CCU & DCCU |  | DIAG 1: 14 |
| CF1100.04 | Battery Cables (one pair) |  | DIAG 1: 11 |
| AC5500 | Junction Blocks Kit |  | - |

Parts : PoolCop Legacy, PoolCop ≤2017 & PoolCop Evolution ≤2020

Please contact us directly

| Code | Designation | Part Image | Diag - Ref. |
|-----------|--------------------------------------------|---------------------------------------------------------------------------------------|-------------|
| NI2010 | Waterline Level Sensor, cable 20m |  | - |
| NI4010 | Buffer Tank Level Sensor (1 piece) |  | - |
| NI2020 | Refill Valve 24VAC 3/4" |  | - |
| OC0060.01 | PoolCop Ocean 60 - Power Pack |  | - |
| OC0061 | PoolCop Ocean 60 Cell |  | - |
| OC0120.01 | PoolCop Ocean 120 - Power Pack |  | - |
| OC0121 | PoolCop Ocean 120 Cell |  | - |
| OC0200.01 | PoolCop Ocean 200 - Power Pack |  | - |
| OC0201 | PoolCop Ocean 200 Cell |  | - |
| PD2006 | Roter, Cover & Santoprene Tube Kit |  | - |
| PD2004 | Suction Tube PVC Cristal 4/6mm (per metre) |  | - |
| PD2005 | Injection Tube PE 4/6mm (per metre) |  | - |
| PD2002 | Foot Filter |  | - |
| PD2003 | Non Return Injection Valve |  | - |
| AC6800.01 | PCB Module XM8 |  | - |
| AC6800.22 | Cable Module XM8 |  | - |
| CN1043 | Pluggable Terminal Blocks Kit XM8 |  | - |
| VN1000.04 | Coil for Waste Valve 24VAC |  | - |
| PI4010 | Cellular Router EU |  | - |
| PI4022 | RJ45 Cable 1m for router (Grey) |  | - |

| Code | Designation | Part Image | Diag - Ref. |
|--------|----------------------------------------------------------------|-------------------------------------------------------------------------------------|-------------|
| AC5325 | Free Available Chlorine Sensor (maintenance kit included) |  | - |
| AC5320 | Free Available Chlorine Sensor Panel |  | - |
| AC5330 | Cable 5m for Free Available Chlorine Sensor |  | - |
| AC1003 | PoolCop Modbus Adapter |  | - |
| AC5340 | Free Available Chlorine Sensor Maintenance Kit |  | - |
| AC5350 | Free Available Chlorine Sensor Electrolyte Gel 50ml |  | - |
| AC5360 | Free Available Chlorine Sensor Prefilter Replacement Cartridge |  | - |

CATALOGUE NOTES

Images in this catalogue show typical products, actual components may vary; images are non-contractual. We have a permanent research and development program, and consequently we reserve the right to make changes and improvements to any of the products described in this catalogue, without prior notification. Any mention in this catalogue of the "swimming pool owner" refers to the owner of the product(s). The owner may designate a representative to act on his behalf but remains responsible for the decisions and actions of this representative

All prices are recommended public price EXW excluding VAT in EUR (PPHT€)

GENERAL INFORMATION

DELIVERY CONDITIONS AND CHARGES

These are standard conditions for retail purchases. For distributors, refer to your conditions.

Prices do not include delivery charges, which are invoiced separately as follows:

- For all orders within the European Union exceeding a value of 500 € (excluding value added tax), delivery is included free of charge.
- For all orders within European Union with a net value below 500 € (excluding value added tax), the actual delivery cost applies.
- For delivery outside of European Union and/or express deliveries, the fees will be indicated on the quote.

GENERAL TERMS AND CONDITIONS OF SALE



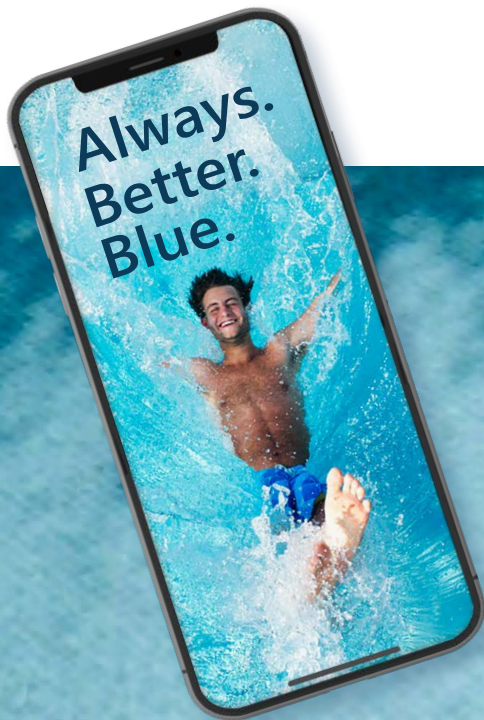
poolcop.com/general-conditions-of-sale/

ECO-PARTICIPATION, WEEE

Certain products are subject to "Eco-participation" in France, which contributes to the financing of the collection and the recycling of former equivalent products (directive 2006/96/CE). Our partner for the collection and recycling of eligible products is Eco-systèmes.

Following decree No. 2009-1139 dated 22 September 2009, with regards to placing dry cell batteries and storage batteries on the market, as well as the elimination of used dry cell batteries and storage batteries, PCFR has partnered with an organization dedicated to the recycling of dry cell batteries and portable storage batteries. Our partner is SCRELEC Environnement.





www.poolcop.com

contact@poolcop.com - +33 (4) 90 09 54 26

PCFR PoolCop

PCFR PoolCop
130 Boulevard du Nord
84160 CUCURON, France